

MAGOFFIN AUDITORIUM CENTER TECH SHEET

Staging

- Proscenium: height 19' 8"; width 39' 2"
- Stage depth: 36' 10" (proscenium line to back wall)
- Curved apron depth: 10' 6" and 12' 10" max (additional 6' with orchestra pit covered)
- Wing space: SL 21' 0"; SR 17' 0"
- Hardwood stage floor, painted flat black
- Distance from proscenium line to first available batten: 3' 1"
- Distance from proscenium line to cyc: 30' 6"
- Distance from cyc to back wall: 6' 4"
- 3 pair of black masking legs
- 3 black borders
- 1 blue, flat cyc
- 1 teaser
- 1 black house curtain
- 1 black traveler at mid-stage
- Orchestra pit (opening: 6' 0" wide; pit: 7' 8" deep)
- Portable wooden cover for orchestra pit
- Acoustical shell flown on 3 battens
- Matching standing acoustical shell
- Movie screen on batten
- No balconies
- 1 White scrim

Rigging

- Fly rail elevated 22' 0" on SR wall
- Weight loading floor: 18' 0" above fly floor
- Grid: 46' 11" above stage
- 40 line sets (5 are electrics)
- Arbors take maximum 750 lbs. each
- Type of rigging is 1:1
- Typical batten/pipe length: 47' 0"
- Maximum height batten/pipe can fly: 43' 0"
- Hanging Plot

Sound

- JBL house speakers
- QSC MX 2000W amplifiers
- Yamaha 2404 house mixer
- ClearCom intercom system (3-pin XLR jacks on stage, in spot booth, on fly floor, and in light

and sound booths)

- Additional Required Sound Reinforcement can be procured as per Tech Rider.

Dressing rooms

- Large chorus dressing room with restrooms on stage left and stage right
- Two smaller dressing rooms and restrooms downstairs, stage right
- Dressing rooms upstairs on each side of stage
- Under construction, not yet Available.

Lighting

- Production control and patch panel located SR
- Power available at upstage right wall
- Additional 200 amps, 208v 3 phase/4 wire service located on backstage right wall
- House light board: ETC Express 72/144
- Dimmer: Kliegl SCR
- 188 load circuits: 20A each
- 2 50A circuits on US back wall
- Slider patch panel on DSR wall
- 60 dimmers (1-40: 3 kw; 41-60: 7 kw)
- 1st FOH: 17' from curtain and elevated 43'
- 2nd FOH: 46' from curtain and elevated 29'
- Stage connectors are 3-pin ground
- No footlights
- Semi-Permanent Light Hang
- Additional Required Specialty Lighting can be procured as per Tech Rider.

Loading

- Loading door located between Fine Arts Complex and Magoffin Auditorium on bottom floor
- Stage loading via elevator located USL
- Large trucks will not fit on loading ramp. Please call about loading

Catering

- Available upon request

General Info

- Buses and trucks park
- Forklifts are not allowed on
- FOH

Furniture

- (2) Love Seats
- (2) End Tables
- (1) Coffe Table
- 8'x30" tables available upon request
- Orchestra straight padded chairs available upon request

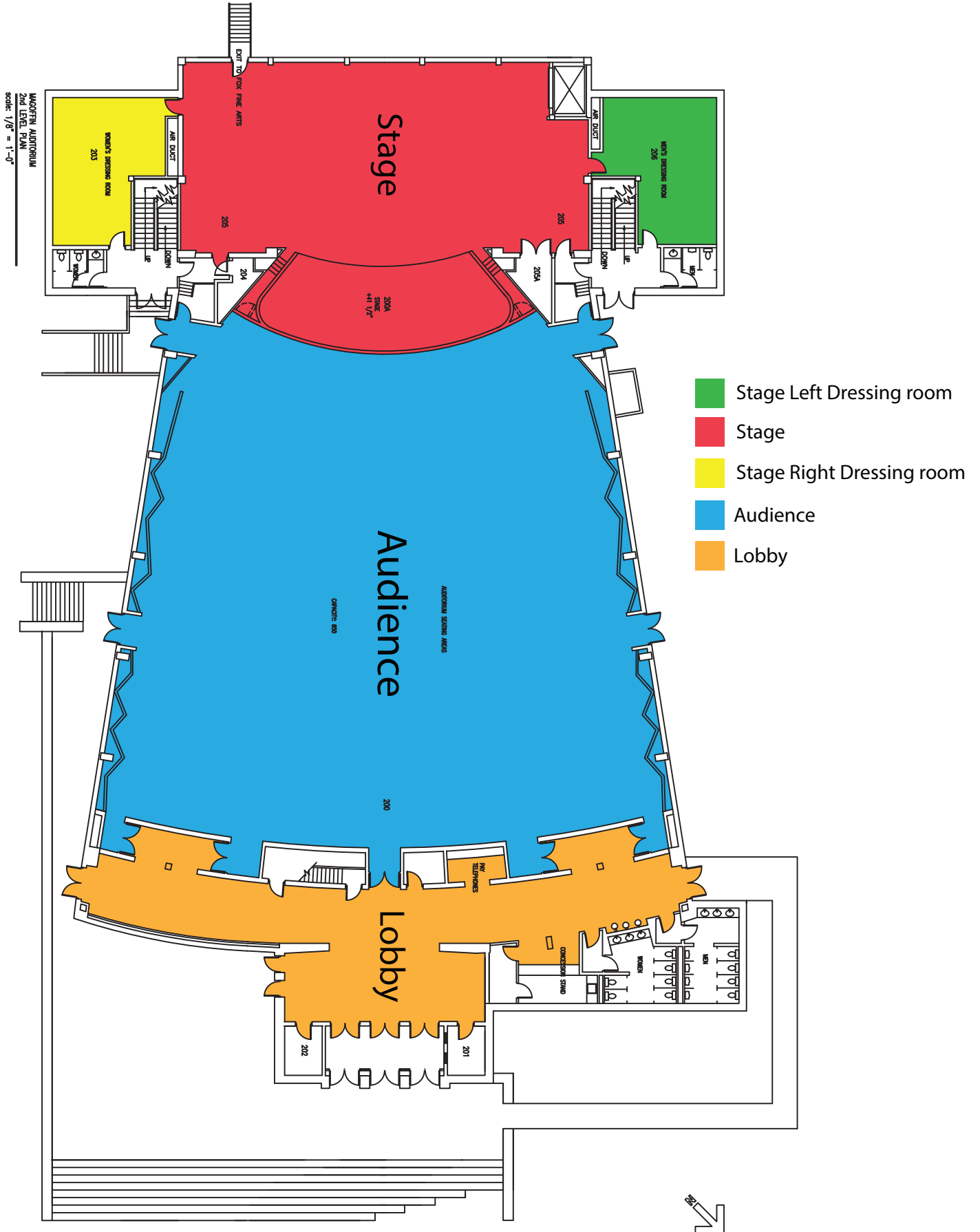
ADA

For specific building questions please contact:

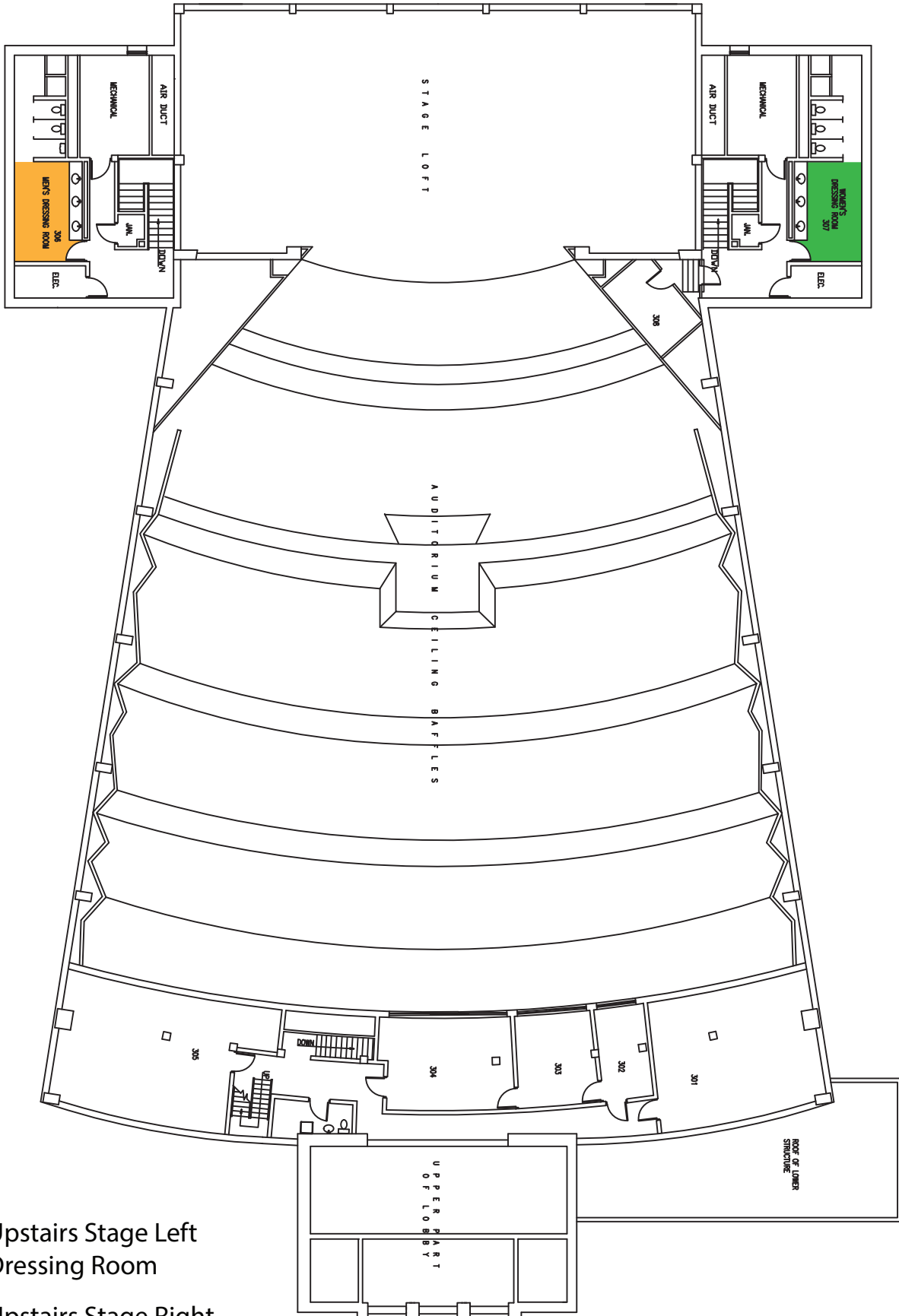
VENUE CONTACTS

General Manager	JORGE VAZQUEZ	Booking Director	JORGE VAZQUEZ
Phone	(915) 747-5481	Phone	(915) 747-5481
Email	vazquezj@utep.edu	Email	vazquezj@utep.edu
Ticketing Director	JULIO DE LA VEGA	FOH/Marketing	BRANDON MARTINEZ
Phone	(915) 747-8753	Phone	(915) 747-5481
Email	jdelavega@utep.edu	Email	bgmartinez4@utep.edu
Production/CAD Advance	RICKY NICHOLS	Catering	MARY BARRAZA
Phone	(915) 747-5481	Phone	(915) 490-9931
Email	rinichols@utep.edu	Email	mary@encorecateringco.com
BOH/Production/Security	EVAN RUIZ	Production	Can be provided upon request
Phone	(915) 747-6225	Phone	
Email	ecruiz@utep.edu	Email	
Merch Advance	SAUL CHEE	BOH	EFREN LICON
Phone	(915) 747-8880	Phone	(915) 747-5699
Email	saul.chee@sodexo.com	Email	elicon10@utep.edu
<p>Always CC Jorge Vazquez and for TICKETING also CC:</p> <p>Brandon Martinez bgmartinez4@utep.edu Julio de la Vega jdelavega@utep.edu Ana Ruiz akruiz@utep.edu</p>			



MAP B MAIN FLOOR PLAN



MAP C UPPER LEVEL FLOOR PLAN



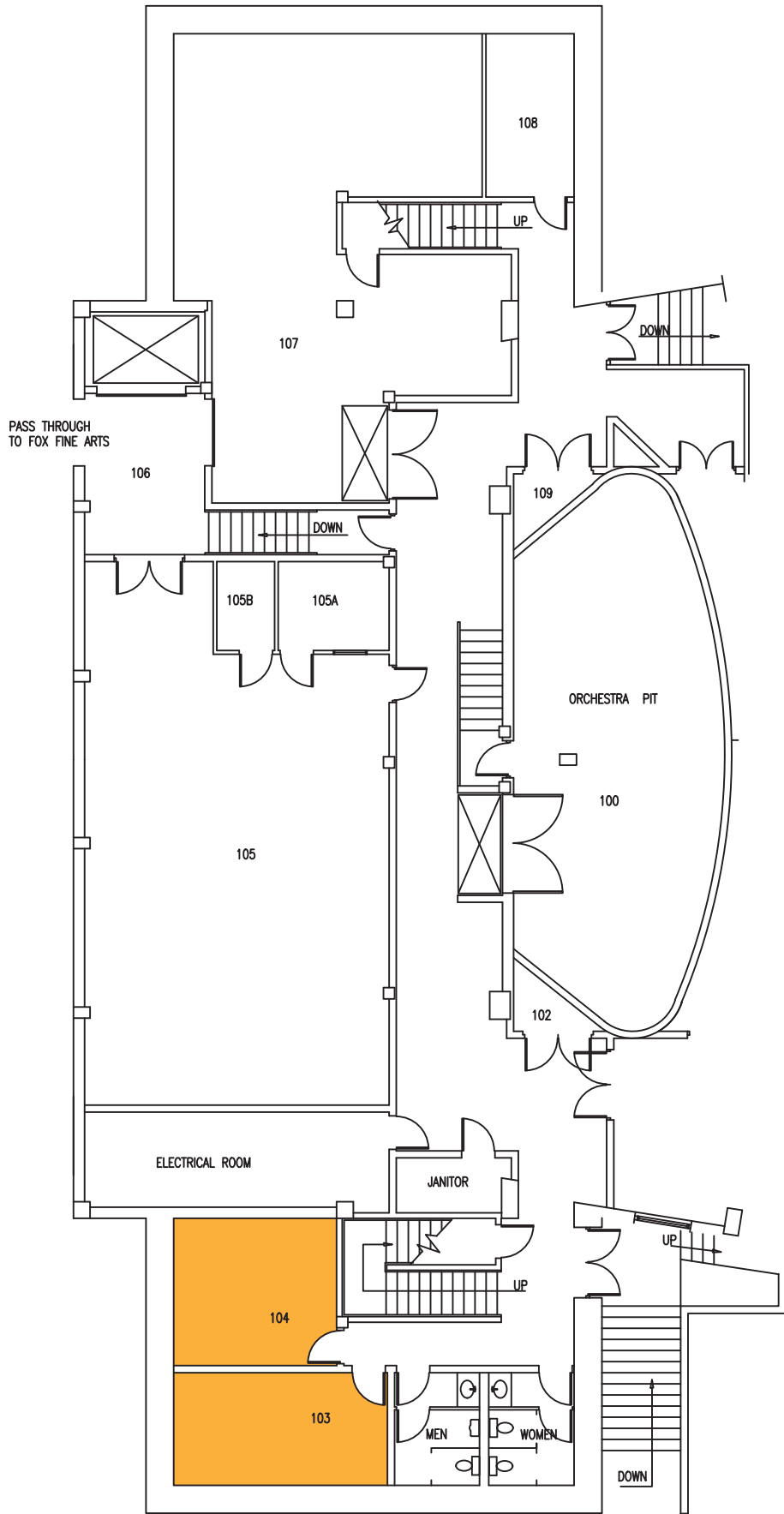
MAGOFFIN AUDITORIUM
3rd LEVEL FLOOR PLAN
scale: 1/8" = 1'-0"

-  Upstairs Stage Left Dressing Room
-  Upstairs Stage Right Dressing Room



MAP D BASEMENT LEVEL FLOOR PLAN

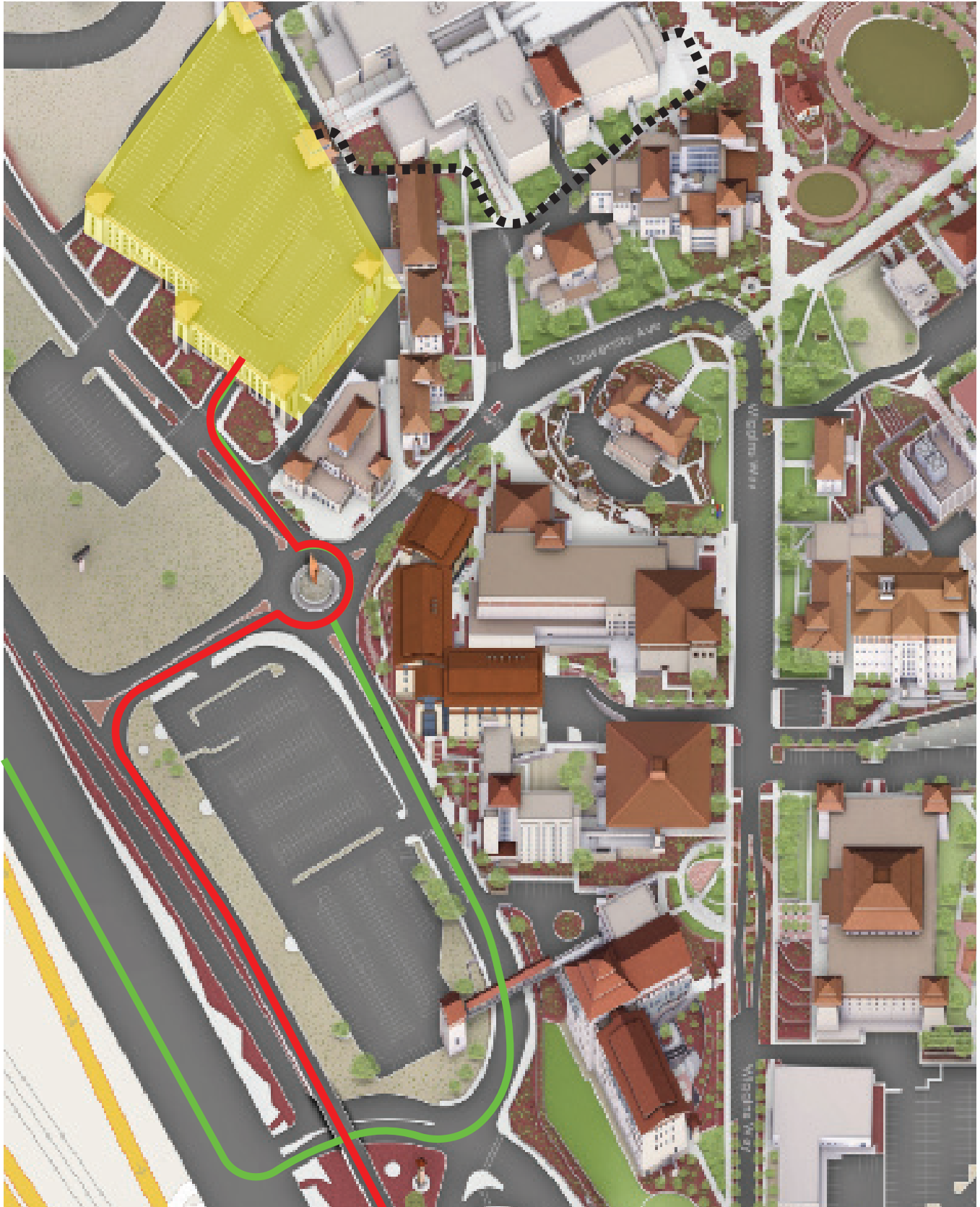
 Basement Dressing Room



MAGOFFIN AUDITORIUM
1st LEVEL FLOOR PLAN

scale: 1/8" = 1'-0"

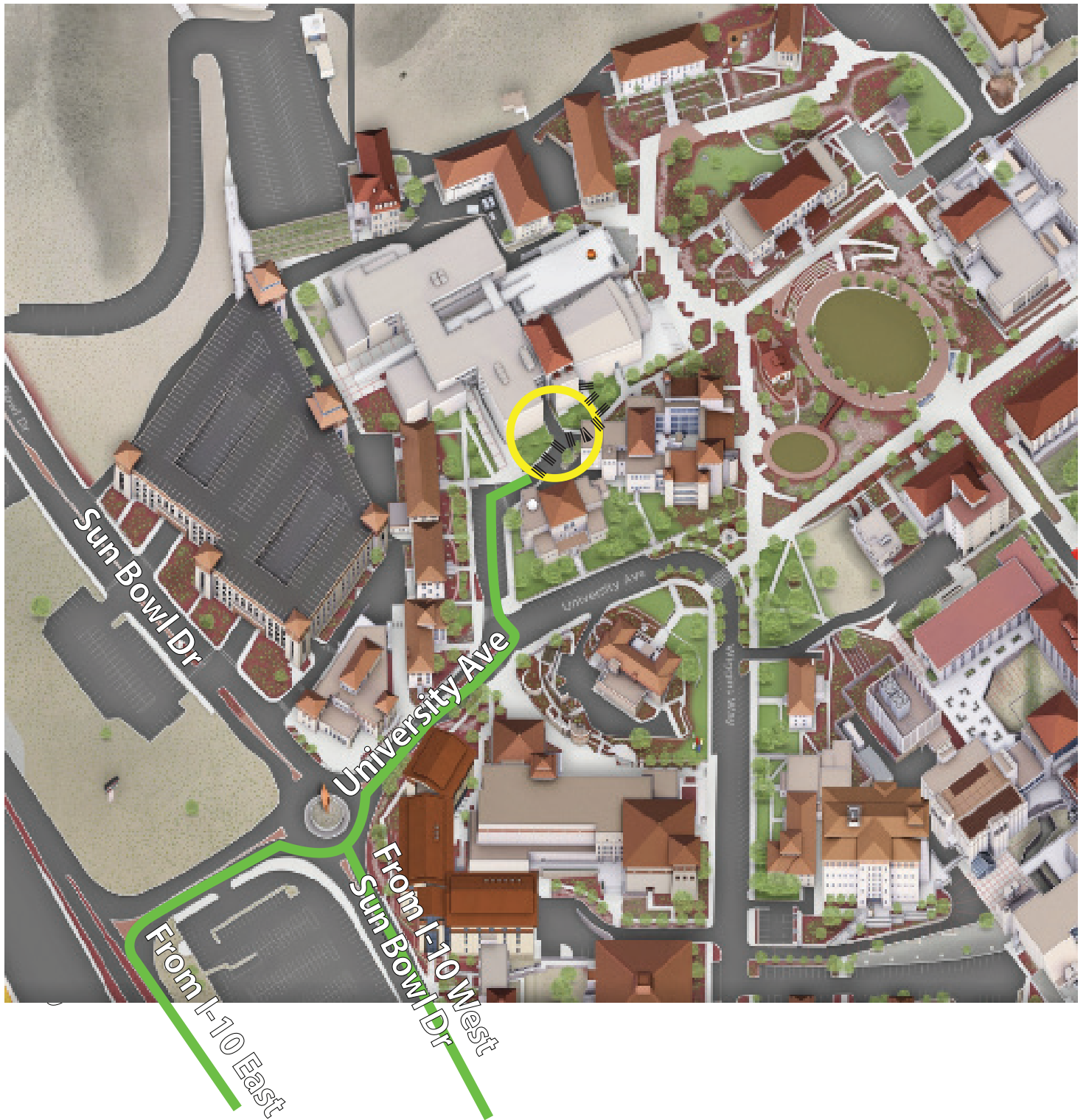
MAP E WALKING & DRIVING MAP






- ROUTE FROM I-10 EAST
- ROUTE FROM I-10 WEST
- WALKING ROUTE

 PARKING

MAP F DRIVING MAP TO LOADING DOCK



-  **Driving Route**
-  **Walking Route**
-  **Loading Dock**

MAP G WALKING ROUTE FROM LOADING DOCK



..... **Walking Route**

★ **Loading Dock**

MAP A SEATING MAP

Magoffin Auditorium

